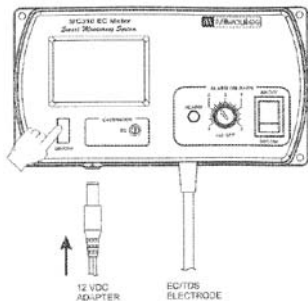


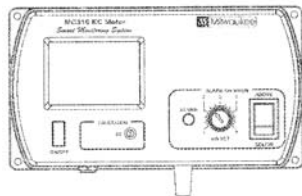
## OPERATION:

- Connect the supplied 12 VDC power adapter to the meter and to the mains.
- Make sure the meter has been calibrated before taking any measurements (see Calibration Procedure).
- Immerse the tip (4cm) of the Conductivity probe into the sample.
- Turn the instrument on by pressing the ON/OFF key.
- Wait for thermal equilibrium to be reached and the meter will start continuous monitoring.
- Set the BELOW / ABOVE alarm activation switch in the desired position.
- A blinking alarm will indicate when the measured EC or TDS value is lower/higher than the setpoint (in accordance the BELOW / ABOVE switch).



## SETPOINT:

- The setpoint can be selected by adjusting the central front knob to the desired value.
- The selectable range for **MC310** is from 1.0 to 5.0 mS/cm. The selectable range for **MC410** and for **MC410A** is from 700 to 1900 ppm.



## CALIBRATION PROCEDURE:

- Clean the probe with alcohol and let it dry (if a more thorough cleaning is required, brush the metal pins with fine sandpaper and then rinse with water).
- Open a sachet of suitable conductivity calibration solution and immerse the probe, making sure that metal pins are completely submerged. Use **M10039** (5.00 mS/cm) for **MC310**, **M10442** (1500 ppm) for **MC410** and **M10032** (1382 ppm) for **MC410A**.
- Turn the meter on by pressing the ON/OFF key.
- Wait until the reading stabilize for temperature variations, and then adjust the EC/TDS calibration trimmer on the front panel with the supplied screwdriver until the display shows: "5.0" mS/cm for **MC310**, "1500" ppm for **MC410** and "1380" ppm for **MC410A**.



The calibration is now complete and the meter is ready for use.

The instrument should be re-calibrated at least once a month, or when the probe is changed.

## OPTIONAL ACCESSORIES:

<b>M10039B</b>	5.00 mS/cm cal. solution, 20 mL sachet (25 pcs)
<b>M10442B</b>	1500 ppm cal. solution, 20 mL sachet (25 pcs)
<b>M10032B</b>	1382 ppm cal. solution, 20 mL sachet (25 pcs)
<b>MA812/2</b>	Conductivity probe with 2 m cable

## SPECIFICATIONS:



### RANGE

<b>MC310</b>	0.0 to 10.0 mS/cm
<b>MC410</b>	0 to 1990 ppm

### RESOLUTION

<b>MC310</b>	0.1 mS/cm
<b>MC410, MC410A</b>	10 ppm

### ACCURACY (@25°C)

±2% Full Scale

### CONVERSION FACTOR

<b>MC410</b>	0.7
<b>MC410A</b>	0.5

### SETPOINT

<b>MC310</b>	1.0 to 5.0 mS/cm
<b>MC410, MC410A</b>	100 to 1900 ppm

### ALARM

active when the measure is below/above than the setpoint, in according with the BELOW/ABOVE switch

### TEMP.COMPENSATION

Automatic, from 0 to 50°C

### ENVIRONMENT

0 to 50°C; 95% RH max.

### PROBE

**MA812/2** (included)\*

### POWER SUPPLY

12 VDC adapter (included)

### DIMENSIONS

148.5 x 82.5 x 32 mm

### WEIGHT

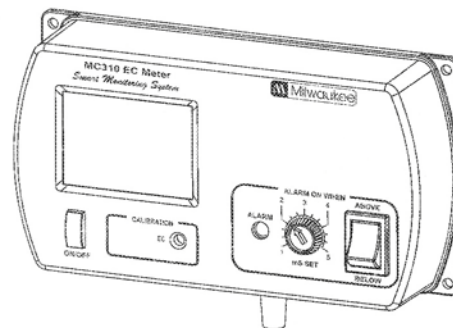
180 g (meter only)

(\*) To be replace by technical personnel only

## CONDUCTIVITY & TDS METERS

MODELS: **MC310, MC410, MC410A**

*Smart Monitoring System*



### WARRANTY:

These instruments are warranted from all defects in materials and manufacturing for a period of **two years** from the date of purchase. **The probes are warranted for a period of 6 months** if during this period, the repair or replacement of parts is required, where the damage is not due to negligence or erroneous operation by the user, please return the parts to either dealer or our office and the repair will be effected free of charge.

**Note:** We reserve the right to modify the design, construction and appearance of our products without advance notice.